

SHANK ADAPTER

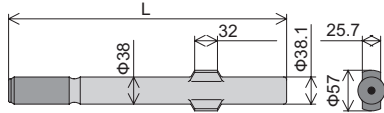
EPIROC	62
FURUKAWA	66
GARDNER DENVER	69
INGERSOLL RAND	70
MONTABERT	72
SANDVIK / TAMROCK	73
SECOMA	77
KRUPP	77
TOYO	77



SHANK ADAPTER

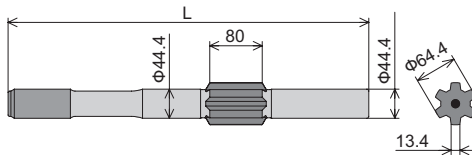
EPIROC

BBC 54, BBC 120



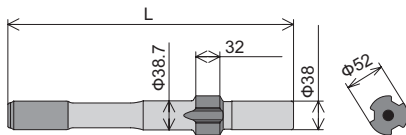
Thread	Length(L) [mm]	Flushing tube dia [mm]	Weight [Kg]	Part number
R32	380	10	3.1	S32R32CBC
R38	390	10	3.3	S32R38DBD
T38	390	10	3.3	S32M38BD

BBE 57



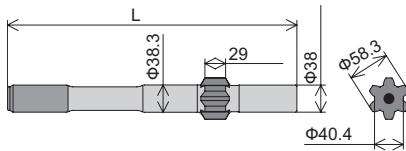
Thread	Length(L) [mm]	Flushing tube dia [mm]	Weight [Kg]	Part number
R38	447	14	5.0	S58R38AB
T38	537	14	5.8	S58M38AD
T45	550	14	6.2	S58M45AE

COP 125, COP 130, COP 131



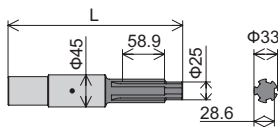
Thread	Length(L) [mm]	Flushing tube dia [mm]	Weight [Kg]	Part number
R32	380	14	2.7	S64R32CAA
T38	380	14	2.9	S64M38AA

COP 131EB



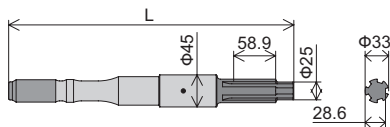
Thread	Length(L) [mm]	Flushing tube dia [mm]	Weight [Kg]	Part number
T38	406	14	3.3	S190M38AA

COP 1028 Female thread



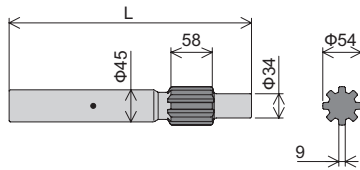
Thread	Length(L) [mm]	Flushing tube dia [mm]	Weight [Kg]	Part number
R25F	245	SF	1.8	S100R25FSFB
R28F	245	SF	1.7	S100R28FSFB

COP 1028



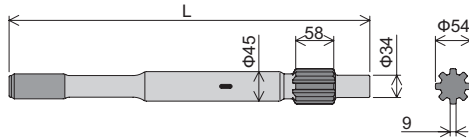
Thread	Length(L) [mm]	Flushing tube dia [mm]	Weight [Kg]	Part number
R28	400	SF	1.4	S100R28SFA
R32	400	SF	2.8	S100R32CSFA

COP 1032 Female thread



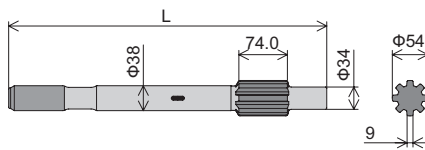
Thread	Length(L) [mm]	Flushing tube dia [mm]	Weight [Kg]	Part number
R32F	340	SF	3.6	S462R32FSFAG

COP 1032



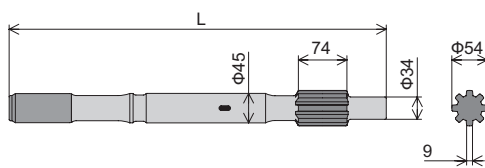
Thread	Length(L) [mm]	Flushing tube dia [mm]	Weight [Kg]	Part number
R32	550	SF	5.0	S87R32SFDG
T38	550	SF	5.3	S87M38SFDG

COP 1036, COP 1038, COP 1238-(38)



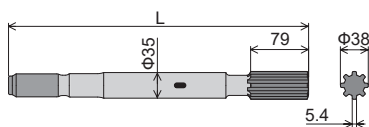
Thread	Length(L) [mm]	Flushing tube dia [mm]	Weight [Kg]	Part number
R32	485	SF	4.0	S80R32SFB
R38	485	SF	4.3	S80R38SFB
T38	485	SF	4.3	S80M38SFB
R32	500	SF	4.1	S80R32CSFCG
T38	500	SF	4.4	S80M38SFC
R32	575	SF	4.7	S80R32SFEGZ
R38	575	SF	5.0	S80R38SFEGZ
T38	575	SF	5.0	S80M38SFEGZ

COP 1036, COP 1038, COP 1238-(45)



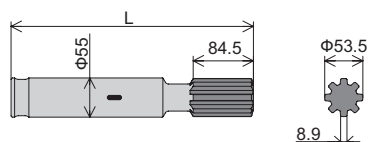
Thread	Length(L) [mm]	Flushing tube dia [mm]	Weight [Kg]	Part number
R32	575	SF	5.2	S80R32ZSFEGZ
R38	575	SF	5.6	S80R38ZSFEGZ
T38	575	SF	5.6	S80M38ZSFEGZ
T45	575	SF	5.9	S80M45SFEGZ

COP 1132, COP RR11



Thread	Length(L) [mm]	Flushing tube dia [mm]	Weight [Kg]	Part number
R32	410	SF	2.6	S382R32SFAGH
R32	500	SF	3.0	S382R32SFBGH

COP 1432, COP 1532 Female thread

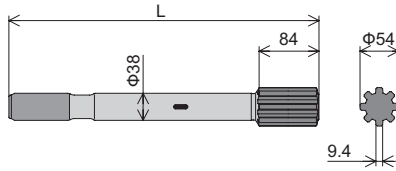


Thread	Length(L) [mm]	Flushing tube dia [mm]	Weight [Kg]	Part number
R32F	340	SF	4.3	S285R32SFSA
R38F	340	SF	4.5	S285R38SFSA

SHANK ADAPTER

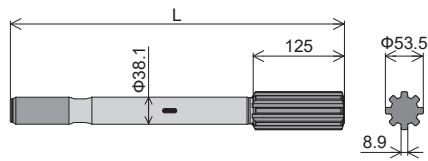
EPIROC

COP 1432, 1440, 1532, 1550, 1638, 1838, 2238 and + version



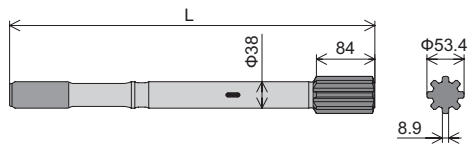
Thread	Length[L] [mm]	Flushing tube dia [mm]	Weight [Kg]	Part number
R32	435	SF	3.5	S48R32SFAGH-FS
R38	435	SF	4.0	S48R38SFAGH-FS
T38	435	SF	4.0	S48M38SFAGH-FS
R32	525	SF	4.3	S48R32SFBGH-FS
R38	525	SF	4.6	S48R38SFBGH-FS
T38	525	SF	4.5	S48M38SFBGH-FS

COP MD20



Thread	Length[L] [mm]	Flushing tube dia [mm]	Weight [Kg]	Part number
R38	470	SF	4.5	S411R38SFAGH-FS
T38	470	SF	4.5	S411M38SFAGH-FS

COP 1638, COP 1838AW



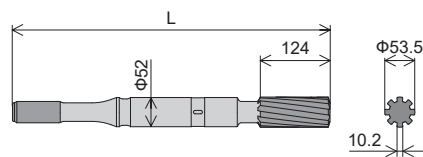
Thread	Length[L] [mm]	Flushing tube dia [mm]	Weight [Kg]	Part number
T38	525	SF	4.5	S316M38SFA

COP 1838MUX/HUX and +version



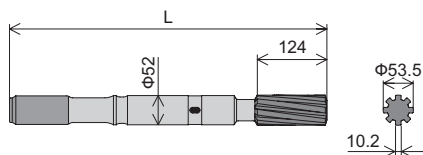
Thread	Length[L] [mm]	Flushing tube dia [mm]	Weight [Kg]	Part number
T38	730	SF	9.6	S360M38SFAP
T45	730	SF	10.2	S360M45SFAP
T51	730	SF	10.6	S360M51SFAP

COP 1240,1640, 1840, 1850,2150,2550 and + version COP SC16, SC19, SC 25-HF



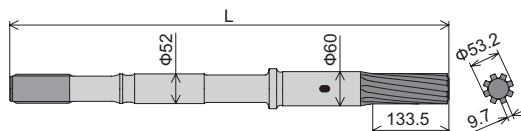
Thread	Length[L] [mm]	Flushing tube dia [mm]	Weight [Kg]	Part number
T38	565	SF	6.8	S293M38SFA

COP 1840, 1850, 2150, 2550 and + version



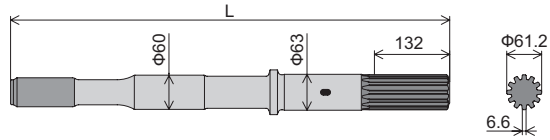
Thread	Length[L] [mm]	Flushing tube dia [mm]	Weight [Kg]	Part number
T45	565	SF	7.1	S293M45SFA
T51	565	SF	7.3	S293M51SFA

COP 1240EX, 1640EX, 1840EX, 1850EX, 2150EX, 2550EX, COP SC19X, SC 25X-HF



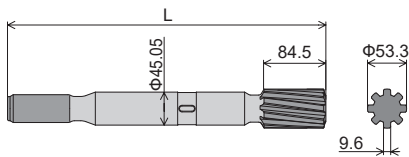
Thread	Length[L] [mm]	Flushing tube dia [mm]	Weight [Kg]	Part number
T38	770	SF	10.9	S301M38SFAG
T45	770	SF	11.2	S301M45SFAG
T51	770	SF	12.7	S301M51SFAG

COP 2160EX, 2560EX



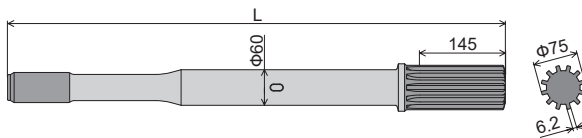
Thread	Length(L) [mm]	Flushing tube dia [mm]	Weight [Kg]	Part number
T51	770	SF	13.6	S312M51SFA
T45	770	SF	13.1	S312M45SFA
GT60	770	SF	14.3	S312GM60SFA

COP 3038, 4038



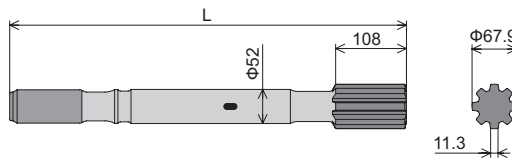
Thread	Length(L) [mm]	Flushing tube dia [mm]	Weight [Kg]	Part number
T38	435	SF	4.7	S386M38SFAP
T45	435	SF	5.0	S386M45SFAP

COP 3060MEX



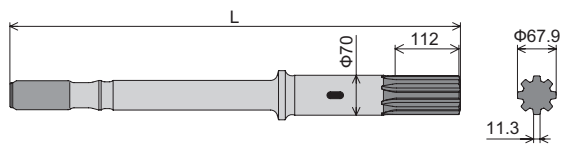
Thread	Length(L) [mm]	Flushing tube dia [mm]	Weight [Kg]	Part number
T51	840	SF	15.8	S370M51SFAG-FS

COP 4050(L)



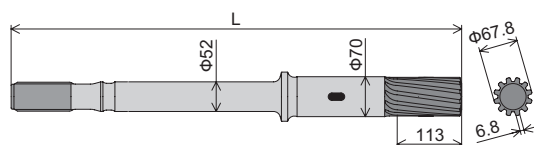
Thread	Length(L) [mm]	Flushing tube dia [mm]	Weight [Kg]	Part number
T51	605	SF	9.3	S334M51SFA

COP 4050EX



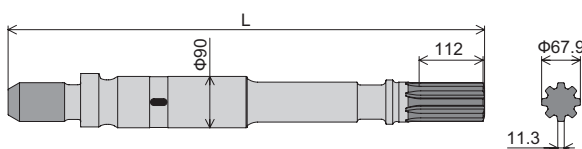
Thread	Length(L) [mm]	Flushing tube dia [mm]	Weight [Kg]	Part number
T51	790	SF	14.8	S343M51SFAG

COP4050EX (Spiral)



Thread	Length(L) [mm]	Flushing tube dia [mm]	Weight [Kg]	Part number
T51	790	SF	15.0	S299M51SFAG

COP 4050MUX

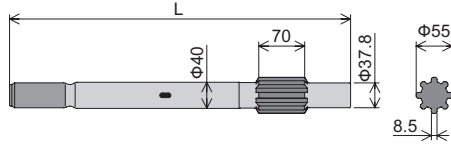


Thread	Length(L) [mm]	Flushing tube dia [mm]	Weight [Kg]	Part number
WD58	835	SF	26.0	S284WD58SFAG
WD68	835	SF	27.1	S284WD68SFAG

SHANK ADAPTER

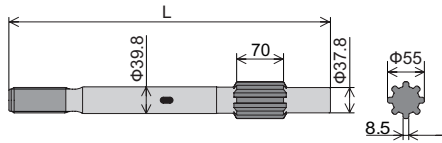
FURUKAWA

HD 150



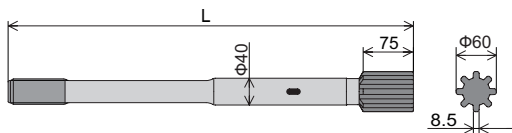
Thread	Length(L) [mm]	Flushing tube dia [mm]	Weight [Kg]	Part number
R38	520	SF	5.0	S110R38SFAG
T38	520	SF	5.0	S110M38SFAG

HD 190



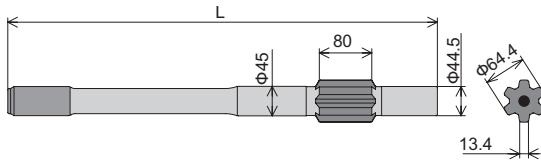
Thread	Length(L) [mm]	Flushing tube dia [mm]	Weight [Kg]	Part number
R38	480	SF	4.6	S166R38SFAG
T38	480	SF	4.6	S166M38SFAG

HD 210



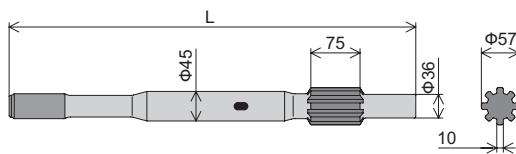
Thread	Length(L) [mm]	Flushing tube dia [mm]	Weight [Kg]	Part number
R38	605	SF	5.9	S244R38SFAG
T38	605	SF	5.9	S244M38SFAG

HD 300



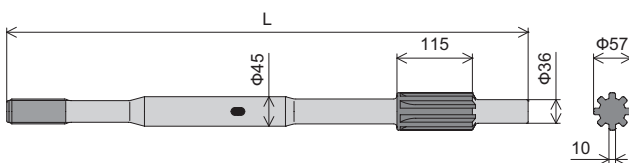
Thread	Length(L) [mm]	Flushing tube dia [mm]	Weight [Kg]	Part number
T38	655	16	6.1	S62M38AA
T45	655	16	6.8	S62M45AA

HD 609



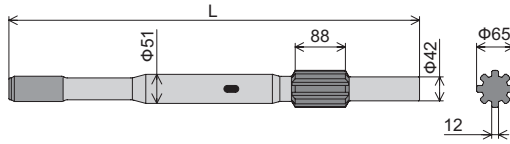
Thread	Length(L) [mm]	Flushing tube dia [mm]	Weight [Kg]	Part number
T38	620	SF	5.7	S142M38SFAG
T45	620	SF	6.4	S142M45SFAG
T38	690	SF	6.4	S142M38SFBG
T45	690	SF	7.2	S142M45SFBG

HD 609RP



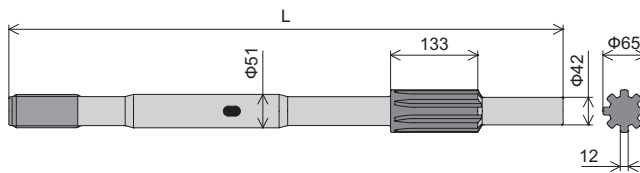
Thread	Length(L) [mm]	Flushing tube dia [mm]	Weight [Kg]	Part number
R32	795	SF	7.7	S116R32SFAG
T38	795	SF	7.9	S116M38SFAG
T45	795	SF	8.3	S116M45SFAG
T38	865	SF	8.4	S116M38SFBG
T45	865	SF	8.8	S116M45SFBG

HD 612



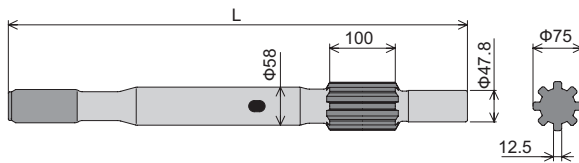
Thread	Length(L) [mm]	Flushing tube dia [mm]	Weight [Kg]	Part number
T38	710	SF	8.8	S173M38SFC
T45	710	SF	9.2	S173M45SFC
T51	710	SF	9.8	S173M51SFC

HD 612RP



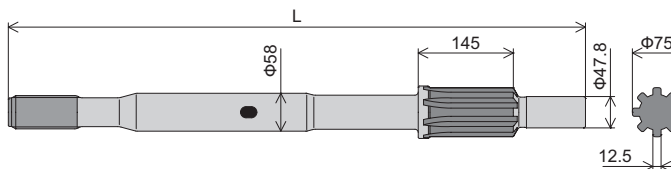
Thread	Length(L) [mm]	Flushing tube dia [mm]	Weight [Kg]	Part number
T38	845	SF	10.6	S117M38SFAG
T45	845	SF	11.0	S117M45SFAG
T51	845	SF	11.7	S117M51SFAG
T38	885	SF	10.9	S117M38SFBG
T45	885	SF	11.4	S117M45SFBG
T51	905	SF	12.4	S117M51SFDG

HD 615



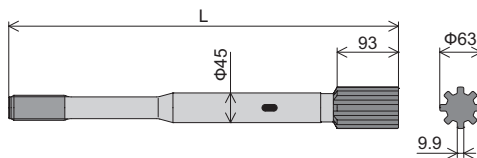
Thread	Length(L) [mm]	Flushing tube dia [mm]	Weight [Kg]	Part number
T45	700	SF	10.7	S123M45SFAG
T51	700	SF	11.7	S123M51SFAG
T51	880	SF	14.0	S123M51SFBG

HD 615RP



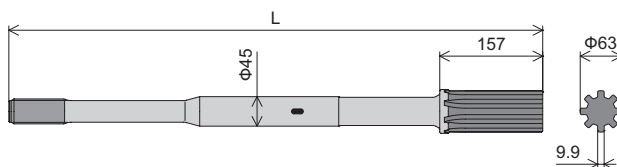
Thread	Length(L) [mm]	Flushing tube dia [mm]	Weight [Kg]	Part number
T45	880	SF	14.0	S126M45SFAG
T51	880	SF	14.7	S126M51SFAG

HD 709



Thread	Length(L) [mm]	Flushing tube dia [mm]	Weight [Kg]	Part number
T38	590	SF	6.2	S237M38SFAG
T45	590	SF	6.8	S237M45SFAG
T38	620	SF	6.5	S237M38SFBG
T45	620	SF	7.0	S237M45SFBG

HD 709RP

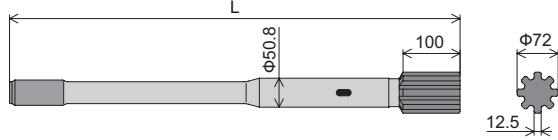


Thread	Length(L) [mm]	Flushing tube dia [mm]	Weight [Kg]	Part number
T38	785	SF	8.8	S245M38SFBG
T45	785	SF	9.2	S245M45SFBG
T38	814	SF	9.1	S245M38SFAG
T45	814	SF	9.5	S245M45SFAG

SHANK ADAPTER

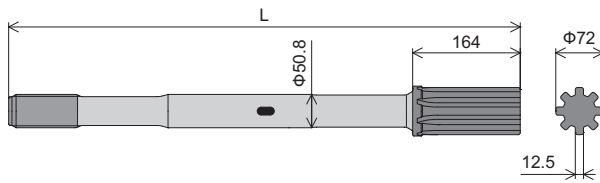
FURUKAWA

HD 712



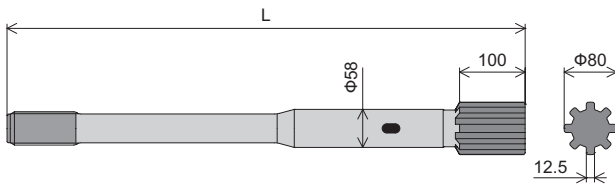
Thread	Length(L) [mm]	Flushing tube dia [mm]	Weight [Kg]	Part number
T45	592	SF	8.4	S222M45SFAG
T51	592	SF	8.7	S222M51SFAG
T45	790	SF	9.9	S222M45SFBG
T51	790	SF	10.8	S222M51SFBG

HD 712RP



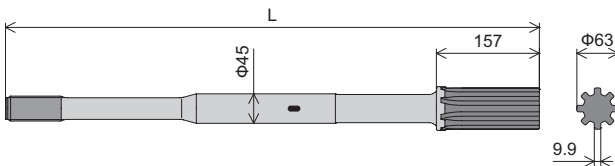
Thread	Length(L) [mm]	Flushing tube dia [mm]	Weight [Kg]	Part number
T45	787	SF	11.9	S221M45SFAG
T51	787	SF	14.6	S221M51SFAG
T45	885	SF	12.7	S221M45SFBG
T51	885	SF	13.1	S221M51SFBG

HD 715



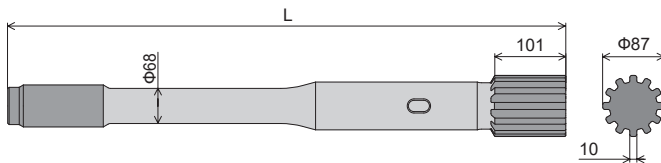
Thread	Length(L) [mm]	Flushing tube dia [mm]	Weight [Kg]	Part number
T45	790	SF	12.0	S238M45SFAG
T51	790	SF	12.7	S238M51SFAG

HD 818RP



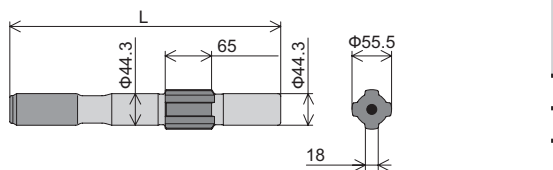
Thread	Length(L) [mm]	Flushing tube dia [mm]	Weight [Kg]	Part number
T38	814	SF	9.1	S401M38SFAG
T45	814	SF	9.5	S401M38SFAG

HD 836



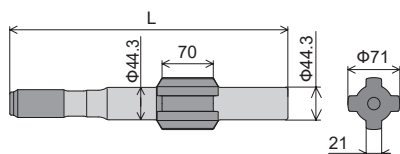
Thread	Length(L) [mm]	Flushing tube dia [mm]	Weight [Kg]	Part number
GT60	794	SF	16.9	S433GM60SFAG

PD 200



Thread	Length(L) [mm]	Flushing tube dia [mm]	Weight [Kg]	Part number
T38	380	14	3.6	S51M38AB
T38	446	14	4.0	S51M38AG

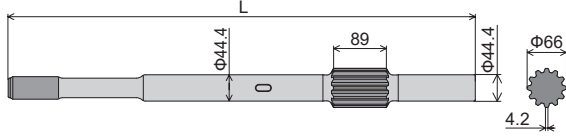
PD 200



Thread	Length(L) [mm]	Flushing tube dia [mm]	Weight [Kg]	Part number
T45	460	14	5.4	S50M45AD
R38	485	14	5.3	S50R38AB
T38	485	14	5.2	S50M38AB
T45	485	14	5.4	S50M45AB

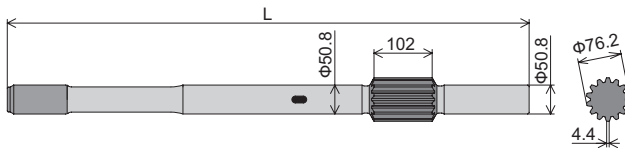
GARDNER DENVER

HPR-45



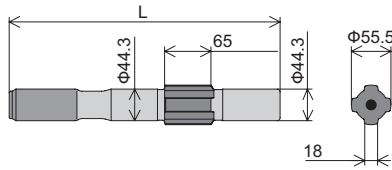
Thread	Length(L) [mm]	Flushing tube dia [mm]	Weight [Kg]	Part number
T38	770	SF	8.9	S364M38SFAG
T45	770	SF	9.4	S364M45SFAG

HPR 2



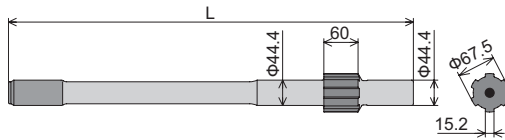
Thread	Length(L) [mm]	Flushing tube dia [mm]	Weight [Kg]	Part number
T51	915	SF	14.3	S267M51SFAGZ

PR 123, VL 120, VL 140



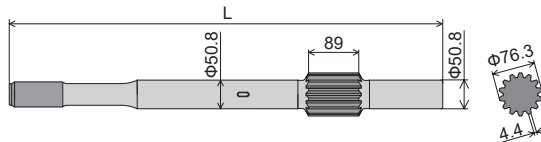
Thread	Length(L) [mm]	Flushing tube dia [mm]	Weight [Kg]	Part number
R32	380	14	3.7	S51R32AB
R38	380	14	3.8	S51R38AB
T38	380	14	3.6	S51M38AB
T45	380	14	4.0	S51M45AB
T38	446	14	4.0	S51M38AG

PR 66



Thread	Length(L) [mm]	Flushing tube dia [mm]	Weight [Kg]	Part number
T38	710	16	4.8	S75M38AA
T45	710	16	5.8	S75M45AA

HPR 51

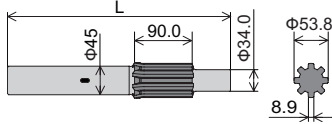


Thread	Length(L) [mm]	Flushing tube dia [mm]	Weight [Kg]	Part number
T45	769	SF	11.6	S356M45SFAG
T51	769	SF	12.1	S356M51SFAG

SHANK ADAPTER

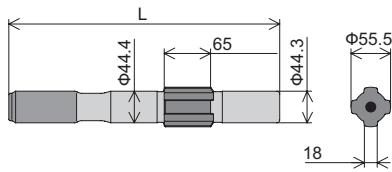
INGERSOLL RAND

Hydrastar 200 Female thread



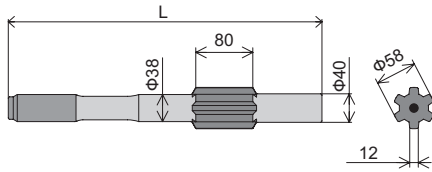
Thread	Length(L) [mm]	Flushing tube dia [mm]	Weight [Kg]	Part number
R32F	351	SF	3.2	S109R32FSFA

URD 475, URD 550, VL120, EVL 130, VL140, F16



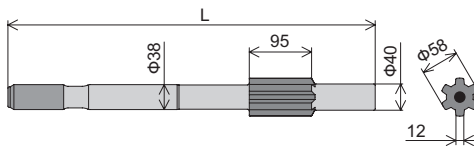
Thread	Length(L) [mm]	Flushing tube dia [mm]	Weight [Kg]	Part number
R32	380	14	3.7	S51R32AB
R38	380	14	3.8	S51R38AB
T38	380	14	3.6	S51M38AB
T45	380	14	4.4	S51M45AB
T38	446	14	4.0	S51M38AG

YH 50, YH 55



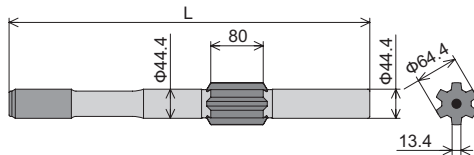
Thread	Length(L) [mm]	Flushing tube dia [mm]	Weight [Kg]	Part number
T38	440	16	3.8	S84M38AA

YH 50 RP, YH 55RP



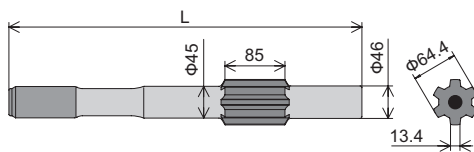
Thread	Length(L) [mm]	Flushing tube dia [mm]	Weight [Kg]	Part number
T38	560	16	5.1	S06M38AB

YH 60A



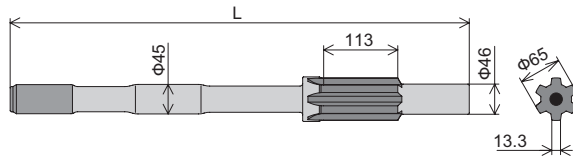
Thread	Length(L) [mm]	Flushing tube dia [mm]	Weight [Kg]	Part number
T38	537	14	5.8	S58M38AD

YH 65, YH 70, YH 80



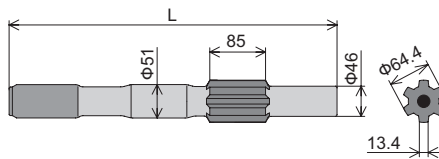
Thread	Length(L) [mm]	Flushing tube dia [mm]	Weight [Kg]	Part number
T38	480	19	5.0	S63M38AB
T45	480	19	5.5	S63M45AB
T38	500	19	5.2	S63M38AC
T45	500	19	5.5	S63M45AC

YH 65 RP, YH 70 RP, YH 80 RP



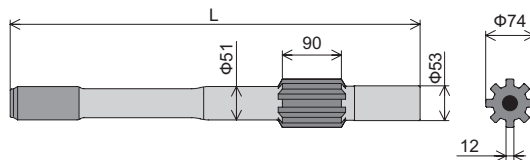
Thread	Length(L) [mm]	Flushing tube dia [mm]	Weight [Kg]	Part number
T38	700	19	8.0	S25M38AA
T45	700	19	8.1	S25M45AA

YH 80A



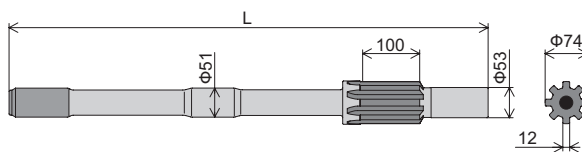
Thread	Length(L) [mm]	Flushing tube dia [mm]	Weight [Kg]	Part number
T45	495	19	6.0	S198M45AA
T51	500	19	6.3	S198M51AB

YH 95, YH 100



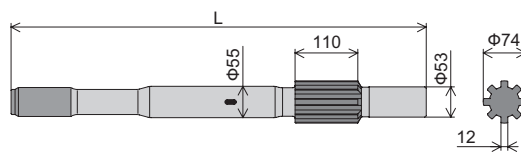
Thread	Length(L) [mm]	Flushing tube dia [mm]	Weight [Kg]	Part number
T51	625	23	8.3	S09M51AA

YH 95 RP, YH 100 RP



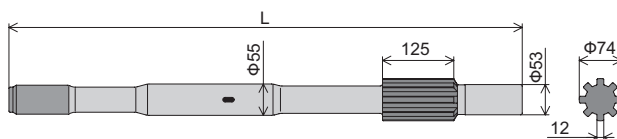
Thread	Length(L) [mm]	Flushing tube dia [mm]	Weight [Kg]	Part number
T51	840	23	11.4	S03M51AA

YH 110 V, YH 135



Thread	Length(L) [mm]	Flushing tube dia [mm]	Weight [Kg]	Part number
T45	728	SF	11.6	S127M45SFAG
T51	728	SF	12.0	S127M51SFAG

YH 110 VRP, Y 135 RP

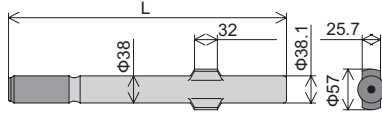


Thread	Length(L) [mm]	Flushing tube dia [mm]	Weight [Kg]	Part number
T51	900	SF	14.8	S128M51SFAG

SHANK ADAPTER

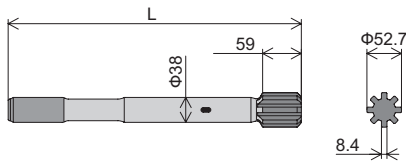
MONTABERT

H 50, H 60, H 70



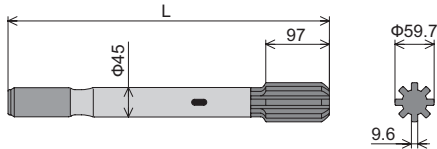
Thread	Length(L) [mm]	Flushing tube dia [mm]	Weight [Kg]	Part number
R32	380	10	3.1	S32R32CBC
R38	390	10	3.3	S32R38DBD
T38	390	10	3.3	S32M38BD

HC 40, HC 50



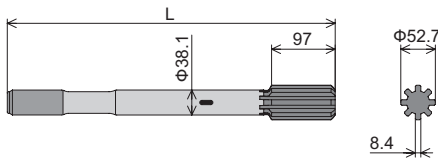
Thread	Length(L) [mm]	Flushing tube dia [mm]	Weight [Kg]	Part number
R32	372	SF	3.0	S77R32SFDG
R38	372	SF	3.2	S77R38SFDG
T38	372	SF	3.2	S77M38SFDG

HC 80, HC 120



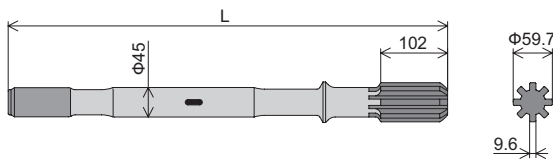
Thread	Length(L) [mm]	Flushing tube dia [mm]	Weight [Kg]	Part number
T38	490	SF	5.8	S209M38SFAG
T45	490	SF	5.7	S209M45SFAG

HC 80, HC 90, HC 105, HC 120



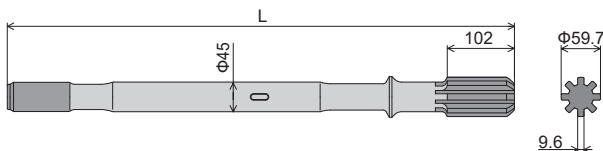
Thread	Length(L) [mm]	Flushing tube dia [mm]	Weight [Kg]	Part number
R32	440	SF	3.6	S73R32SFBG
R38	440	SF	4.0	S73R38DSFBG
T38	440	SF	4.0	S73M38SFBG
T38	500	SF	4.3	S73M38SFAG

HC 80 RP, HC 110 RP, HC 120 RP, HC 150 RP, HC 155 RP, HC 158 RP



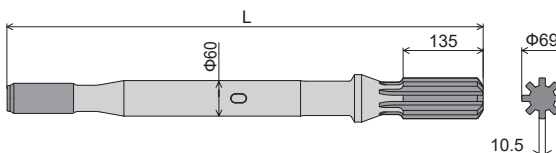
Thread	Length(L) [mm]	Flushing tube dia [mm]	Weight [Kg]	Part number
T38	670	SF	7.4	S70M38SFAG
T45	670	SF	7.5	S70M45SFAG

HC 80 RP, HC 105 RP, HC 107 RP, HC 108 RP, HC 109 RP



Thread	Length(L) [mm]	Flushing tube dia [mm]	Weight [Kg]	Part number
T45	770	SF	7.5	S383M45SFAG

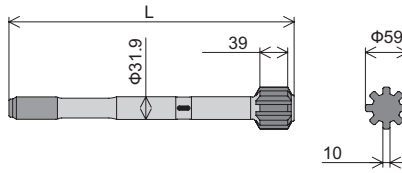
HC 160, HC 170



Thread	Length(L) [mm]	Flushing tube dia [mm]	Weight [Kg]	Part number
T51	803	SF	15.1	S329M51SFAG

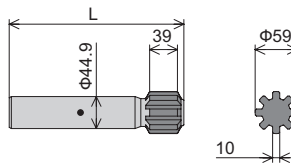
SANDVIK / TAMROCK

HL 300



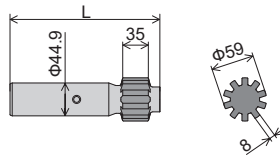
Thread	Length(L) [mm]	Flushing tube dia [mm]	Weight [Kg]	Part number
R32	400	SF	2.6	S292R32SFAG

HL 300S Female thread



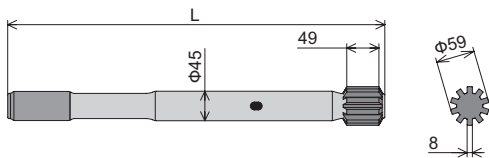
Thread	Length(L) [mm]	Flushing tube dia [mm]	Weight [Kg]	Part number
R32F	245	SF	2.6	S150R32FSFAG

RD 308, RD 314, RD 414 Female thread



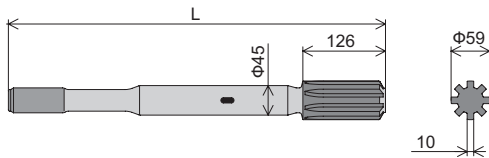
Thread	Length(L) [mm]	Flushing tube dia [mm]	Weight [Kg]	Part number
R32F	205	SF	2.1	S427R32FSFAG-FS

HLX 5, HLX 5T, HFX 5T, RDX 5



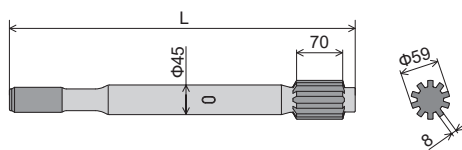
Thread	Length(L) [mm]	Flushing tube dia [mm]	Weight [Kg]	Part number
R32	500	SF	5.4	S268R32SFAGH-FS
R38	500	SF	5.4	S268R38SFAGH-FS
T38	500	SF	5.4	S268M38SFAGH-FS
R32	575	SF	5.7	S268R32SFBGH-FS
T38	575	SF	5.8	S268M38SFBGH-FS
T45	575	SF	6.3	S268M45SFBGH-FS

HLX 5 PE, RDX 5 PE



Thread	Length(L) [mm]	Flushing tube dia [mm]	Weight [Kg]	Part number
T38	575	SF	6.3	S330M38SFAGH-FS
T45	575	SF	6.7	S330M45SFAGH-FS

RD 520, RD 525

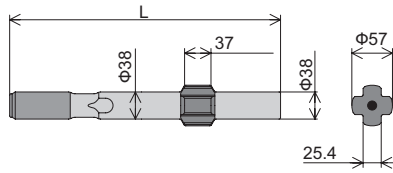


Thread	Length(L) [mm]	Flushing tube dia [mm]	Weight [Kg]	Part number
T38	525	SF	5.7	S348M38SFAGH-FS
T45	525	SF	6.2	S348M45SFAGH-FS

SHANK ADAPTER

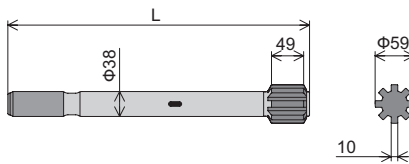
SANDVIK / TAMROCK

HL 438, HL 538



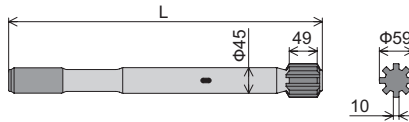
Thread	Length(L) [mm]	Flushing tube dia [mm]	Weight [Kg]	Part number
R38	450	SF	4.0	S39R38SFDG
T38	455	SF	4.1	S39M38SFDG

HL 500S, HL 510S, HL 510B, HL 510LH



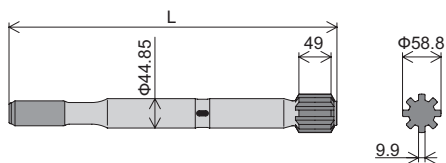
Thread	Length(L) [mm]	Flushing tube dia [mm]	Weight [Kg]	Part number
R32	460	SF	3.8	S12R32SFAGH-FS
R38	460	SF	4.1	S12R38SFAGH-FS
T38	460	SF	4.1	S12M38SFAGH-FS
R38	500	SF	4.4	S12R38SFDGH-FS
T38	500	SF	4.4	S12M38SFDGH-FS
R32	550	SF	4.4	S12R32SFBGH-FS
R38	550	SF	4.8	S12R38SFBGH-FS
T38	550	SF	4.8	S12M38SFBGH-FS

HL 500, HL 510, HL 510S, HL 550S, HL 560S



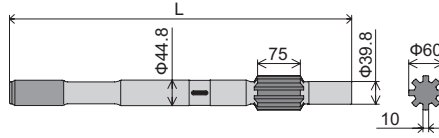
Thread	Length(L) [mm]	Flushing tube dia [mm]	Weight [Kg]	Part number
R38	500	SF	5.4	S12R38ZSFDGH-FS
T38	500	SF	5.4	S12M38ZSFDGH-FS
R32	550	SF	5.6	S12R32ZSFBGH-FS
T38	550	SF	5.7	S12M38ZSFBGH-FS
T45	550	SF	6.1	S12M45ZSFBGH-FS

HL 550S



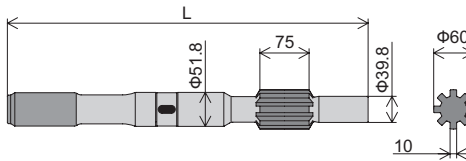
Thread	Length(L) [mm]	Flushing tube dia [mm]	Weight [Kg]	Part number
R38	500	SF	5.4	S155R38SFAG
T38	500	SF	5.3	S155M38SFAG

HL 600, HL 600S



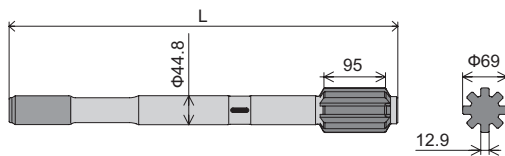
Thread	Length(L) [mm]	Flushing tube dia [mm]	Weight [Kg]	Part number
T45	600	SF	6.6	S17M45SFAG

HL 600-φ52



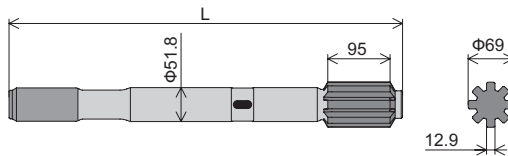
Thread	Length(L) [mm]	Flushing tube dia [mm]	Weight [Kg]	Part number
T51	650	SF	8.5	S215M51SFA

HL 650, HL 700, HL 710, HL 800T, HL 810T, HF 810T, HL 820T, HF 820T



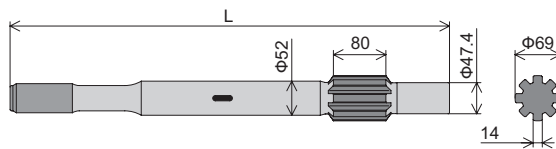
Thread	Length(L) [mm]	Flushing tube dia [mm]	Weight [Kg]	Part number
T45	600	SF	7.5	S240M45SFAG

HL 650, HL 700, HL 710, HL 710 PE, HL 710S PE, HL/HF 810T, HL/HF 820T, HL/HF 810T PE, HL/HF 820T PE, HL 810ST, HL 820ST



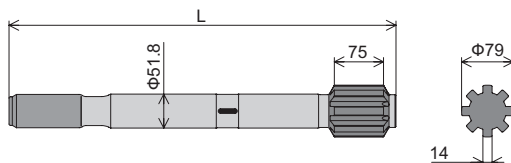
Thread	Length(L) [mm]	Flushing tube dia [mm]	Weight [Kg]	Part number
T38	600	SF	8.4	S196M38SFAG
T45	600	SF	8.6	S196M45SFAG
T51	600	SF	9.1	S196M51SFAG

HL 850S



Thread	Length(L) [mm]	Flushing tube dia [mm]	Weight [Kg]	Part number
T45	600	SF	9.8	S60M45SFB

HL 1000, HL 1000S, HL 1010, HL 1010S

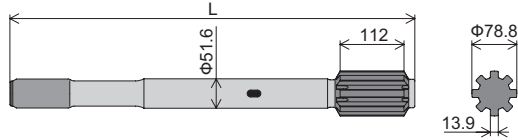


Thread	Length(L) [mm]	Flushing tube dia [mm]	Weight [Kg]	Part number
T45	590	SF	8.6	S13M45SFAG
T51	670	SF	10.6	S13M51SFBG

SHANK ADAPTER

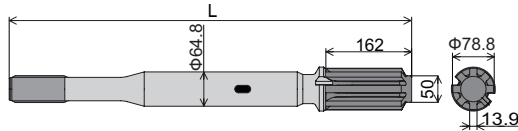
SANDVIK / TAMROCK

HL 1500-52, HL 1500-T52



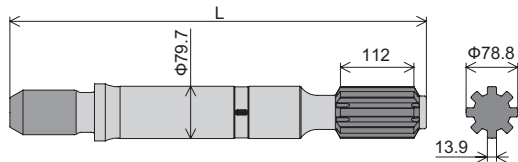
Thread	Length(L) [mm]	Flushing tube dia [mm]	Weight [Kg]	Part number
T45	710	SF	11.1	S283M45SFBG
T51	710	SF	11.5	S283M51SFBG

HL 1500-PE



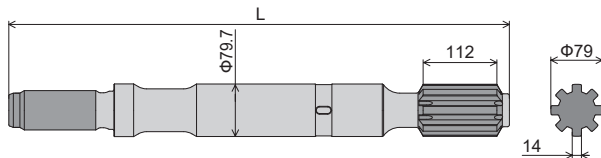
Thread	Length(L) [mm]	Flushing tube dia [mm]	Weight [Kg]	Part number
T51	760	SF	16.1	S298M51SFAG
GT60	760	SF	17.1	S298GM60SFAG

HL 1500-80, 1560-T80, HL 1560ST



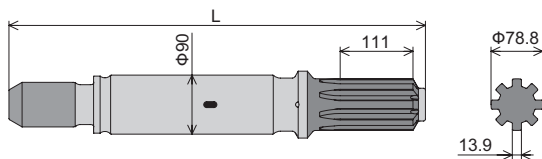
Thread	Length(L) [mm]	Flushing tube dia [mm]	Weight [Kg]	Part number
ST58	635	SF	17.5	S283WD58SFAG
ST68	635	SF	18.5	S283WD68SFAG

HL 1500-80, 1560-T80



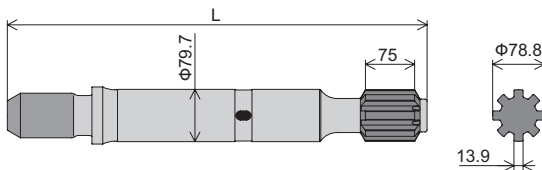
Thread	Length(L) [mm]	Flushing tube dia [mm]	Weight [Kg]	Part number
GT60	760	SF	21.3	S283GM60SFCP

HL 1500ST PE, HL 1560ST PE



Thread	Length(L) [mm]	Flushing tube dia [mm]	Weight [Kg]	Part number
ST58	635	SF	21.6	S332WD58SFAG
ST68	635	SF	22.6	S332WD68SFAG

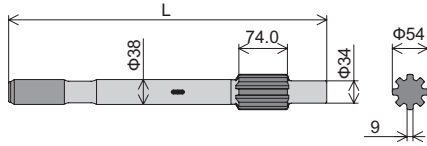
HL 1000 for tube



Thread	Length(L) [mm]	Flushing tube dia [mm]	Weight [Kg]	Part number
ST58	629	SF	18.2	S258WD58SFAG
ST68	629	SF	19.0	S258WD68SFAG

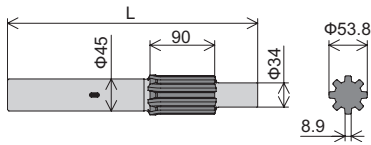
SECOMA

Hydrastar 200, 300, 350 X2



Thread	Length(L) [mm]	Flushing tube dia [mm]	Weight [Kg]	Part number
R32	485	SF	4.3	S80R32SFB
R38	485	SF	4.3	S80R38SFB
M38	485	SF	4.0	S80M38SFB

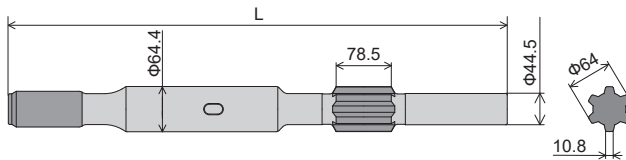
Hydrastar 200(RP)



Thread	Length(L) [mm]	Flushing tube dia [mm]	Weight [Kg]	Part number
R32	351	SF	3.7	S109R32FSFAG

KRUPP

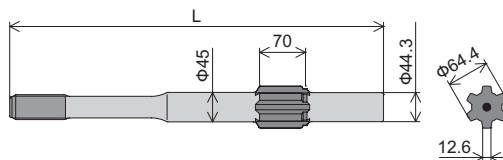
HB 101



Thread	Length(L) [mm]	Flushing tube dia [mm]	Weight [Kg]	Part number
M51	710	SF	11.8	S393M51SFAG

TOYO

TH 500, TH 550



Thread	Length(L) [mm]	Flushing tube dia [mm]	Weight [Kg]	Part number
M38	570	12	5.9	S57M38AB